

6

5

4

3

2

1

MATERIAL AND FINISH:

Insulator: Impact resistance Polypropylene, black,
UL-94V-HB rated

PDSN-10A (wire leads): PVC, 26 AWG

Contact & terminals:

PDSN-10B: Brass, Nickel plated

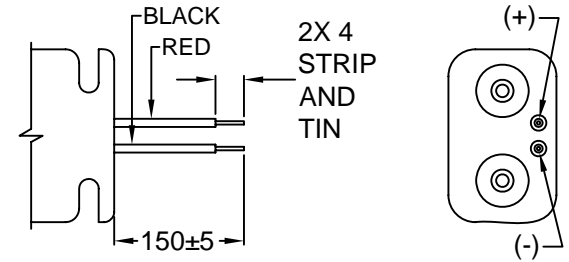
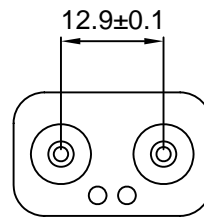
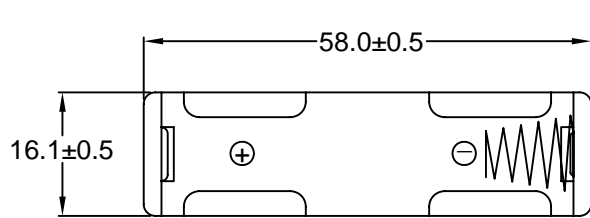
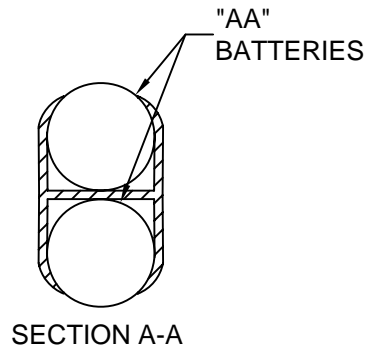
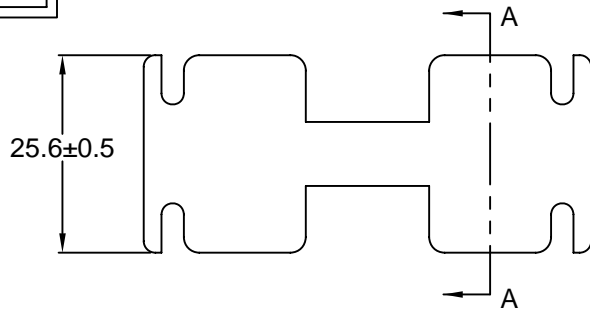
PDSN-10C: Brass, Nickel plated

PDSN-10D: Steel, Nickel plated

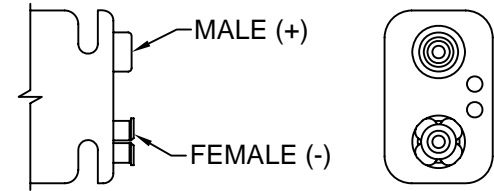
Spring: Spring Steel, Nickel plated imbedded in
Polypropylene

ENVIRONMENTAL:

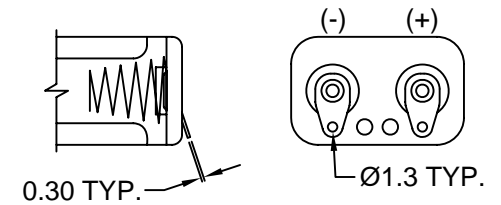
Operating temperature: -5°C to +83°C



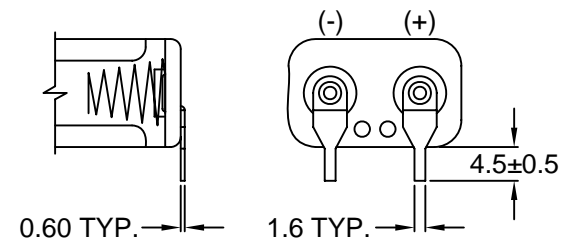
PDSN-10A WIRE LEADS



PDSN-10B SNAP TERMINAL



PDSN-10C SOLDER LUGS



PDSN-10D PCB PINS

REV	DATE	CHNG		CHK		APPR	
		A		PB		JU	
		B		GQ		TD	
		03/25/02		REVIS		UPD	
CHANGE		UPDATED		FORMAT & SPECS.		REVISED / UPDATED	

TOLERANCE
UNLESS OTHERWISE SPECIFIED

X ± 1
X.X ± 0.4
X.XX ± 0.20

Power Dynamics, Inc.
Phone: 973 560-0019 Whippany, New Jersey Fax: 973 560-0076

PART: 2 CELL TYPE "AA" BATTERY HOLDER

DRAWN BY	TM	DATE:	3/21/94
CHECK BY	JD	DATE:	3/22/94
APPR BY	SS	DATE:	3/22/94

PDSN-10X

PART #: A

SIZE: A

SCALE: NTS

ALL DIMENSIONS FOR REFERENCE ONLY
DIMENSIONS ARE IN MILLIMETERS

SHEET 1 of 1

REV: B